



Welch Allyn XScribe[®]
Cardiac Stress Testing System



A Legacy of Clinical Excellence

Welch Allyn brings proven expertise to the forefront of diagnostic cardiac stress testing.

The Welch Allyn XScribe Cardiac Stress Testing System has long been associated with dependability, accuracy and superior performance. Our latest solution continues to build upon that solid reputation, adding meaningful innovations to meet the challenges of today's clinical environment.

Our deep understanding of the stress test environment is demonstrated by an exceptional user interface that complements the robust performance of our proven VERITAS® technology. This distinctive group of algorithms offers exceptional accuracy in real-time ST-segment monitoring, arrhythmia detection and resting ECG interpretation, delivering critical data through each stage of the exam.

To minimise ECG signal artefact, we developed our patented Source Consistency Filter (SCF). This feature offers exceptional trace quality while still preserving a high-clarity ECG signal to assist with accurate clinical assessment.





With the industry's broadest range of diagnostic cardiology solutions, we help people get better care, inside and outside the hospital. Backed by **clinical excellence, connected solutions and continuous innovation**, Welch Allyn Cardiology is proud to be powered by Mortara.

XSCRIBE AT A GLANCE:

- **A 24-inch touchscreen display** offers a convenient alternative for data entry. Additionally, pre-defined drop down menus for protocols, medication lists and diagnoses enable quick and easy data input with both touch and non-touch displays.
- **Our WAM™ Wireless Acquisition Module** reduces obstacles for clinical personnel as they manoeuvre about the stress lab. The WAM module eliminates the need for a tethered cable, helping to enhance both safety and comfort.
- **Real-time full disclosure** allows clinicians to examine historical ECG data at any point in the exam. Users can label, store, print and review significant events on the fly, and include them in the final report. Full disclosure captures all data from the pre-exercise phase of the test to the end of the recovery stage.
- **12-lead ECG interpretation** for adults, adolescents and children provides a secondary source for ECG acquisition.
- **A bidirectional interface, with network-ready capability using HL7® or DICOM®,** improves workflow and may reduce errors associated with manual entries. Highly customisable final reports can manually or automatically export to any destination.



Did you know?

XScribe can be installed on a server sharing the database with a number of networked XScribe workstations, where exams are performed and where authorised users can use review stations to schedule exams, review full disclosure exams, enter conclusions and electronically sign results.



Convenient Touchscreen Interface



WAM Wireless Acquisition Module

We understand the challenges of cardiac stress testing. Our solutions prove it.

Acquisition and Documentation:

Commonly used test functions are readily accessible at the touch of a button, including 12-lead ECG, averages, rhythm print and more.

Vitals Dashboard:

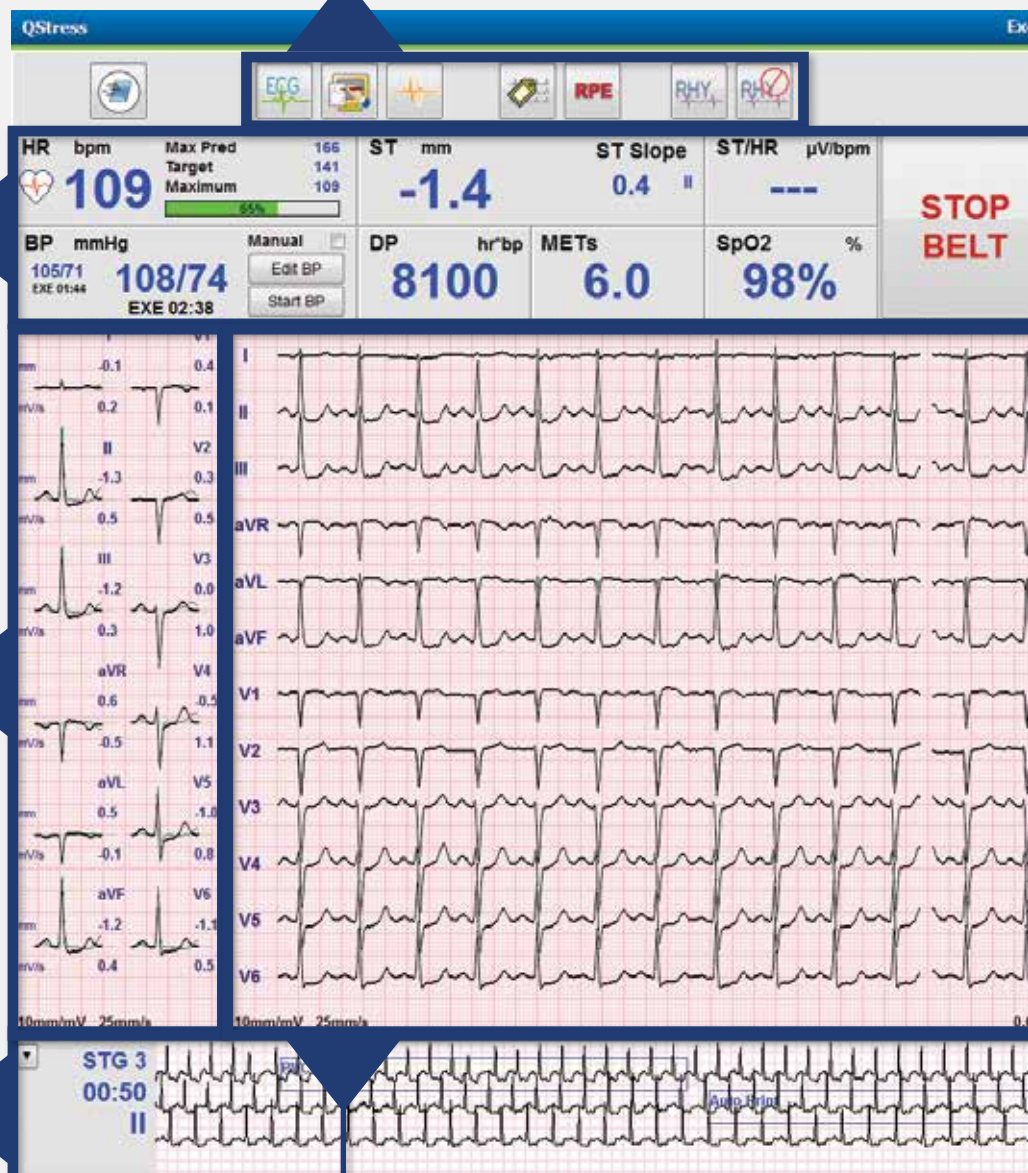
Prominently displays key vital signs such as HR, target HR, manual or automatic BP, SpO₂, ST level and slope, for quick visualisation of the patient's status.

Continuous QRS Averages:

12 averaged ECG complexes are always displayed with superimposition of current and reference data allowing visibility of ST changes.

Context View:

Provides a single-lead view of the entire test. Identified and stored events are highlighted, isolating them for further evaluation.



Flexible ECG Display:

Clinicians are a click away from easy customisation of displayed lead layout, gain, speed and filter settings for each patient.

Simple Navigation:

Intuitive menus lead users through test stages in an organised, left-to-right workflow.



Graphic Trends Display:

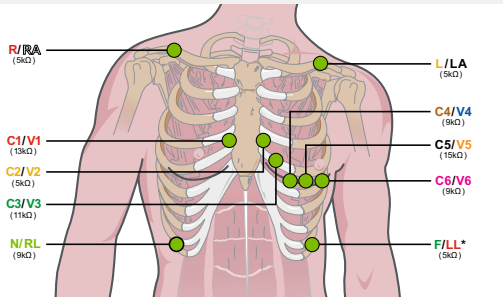
Provides instant visual representation of HR, Mets, BP and ST changes.

ST Display:

Presents an expanded average complex in a superimposed view. It also displays a graphical trend of the ST profile including ST changes in all 12 leads.

Solution-Driven Design

Addressing challenges through innovation



Patient prep, especially proper lead placement, is critical to a successful stress test. Impedance check can be used to verify the quality of each electrode connection, reducing the need for repeat tests or unnecessary delays during the test.

Our user-centric philosophy of product development has led to a design approach that is sensitive to the needs of both the clinician and patient. The XScribe System is a customisable, scalable platform offering highly flexible configurations that can be adapted for each application, user and site.

With innovative technologies and a smart design, the XScribe System solves common problems associated with the acquisition and completion of accurate cardiac stress testing exams:



Artefact Reduction: The most prevalent issue in preventing a clean report is poor quality tracings caused by noise and artefact. Tracings with reduced quality can compromise exam accuracy and may cause underreporting of events. Our unique Source Consistency Filter has been specifically designed to remove noise while maintaining ECG integrity. It accomplishes this without distorting the waveform, a critical factor in accurate diagnosis.



Wireless Data Acquisition: Due to the nature of the cardiac stress test, a diagnostic-quality ECG signal can be difficult to obtain as patients transition through test stages, particularly during peak exercise.

The XScribe System addresses this challenge through the use of our convenient Wireless Acquisition Module. The WAM module eliminates direct connection to the system, which may minimise cable-related artifact and simplifies movement between test devices.



Exceptional Visibility: The XScribe System features a high-resolution, 24-inch touchscreen display. It provides outstanding visibility and enables efficient system control. This powerful display, when combined with an exceptional user interface, enables a positive and highly productive user experience.

Meaningful Connectivity


Experience the benefits of information sharing.

The XScribe System supports the ability to save a PDF file to a common folder, plus utilise networked workstations and review stations to share and access patient data. Electronic scheduling capabilities allow technicians to monitor and manage workflow tasks continuously and effectively. Clinicians benefit from data sharing across institutions. For true paperless workflow, final reports, full disclosure data and all ECG events can be reviewed and edited electronically.



**Welch Allyn Q-Stress
Cardiac Stress Testing System**

Stress Test Worklist
DICOM or HL7



EHR or PACS

Stress Test Report
DICOM, HL7
or XML with PDF



EHR or PACS

Additional capabilities enable you to:

- **Reduce cost by eliminating paper**
- **Minimise manual steps and transcription errors**
- **Retrieve a stress test worklist that includes patient demographics and order information**
- **Access and send stress reports within your Healthcare IT System**

TMX428 Treadmill



Our heavy-duty treadmills have set the standard for dependability for more than three decades.

- Smooth, quiet, zero-start, 4 HP (6 HP peak) hi-torque drive.
- Smooth, quiet linear actuator elevation system.
- Low-to-the floor, cushioned deck for patient comfort and safety.
- 56 cm x 160 cm running belt and safety handrails.
- Patented MasterTrack® belt alignment system eliminates off-centre running belts.
- Exceptionally accurate, self-calibrating speed and elevation.
- Prominent emergency stop button and patient safety tether.
- Minimum maintenance.

Did you know?

The XScribe System supports a full range of ergometers to meet your clinical requirements.

Contact Welch Allyn customer care on **1800 650 083** or visit www.welchallyn.com to learn more.



Clinical excellence. Connected solutions. Continuous innovation.
Welch Allyn Cardiology is proud to be powered by Mortara.

WWW.WELCHALLYN.COM.AU
Welch Allyn Australia
Suite 4.01, 2-4 Lyonpark Road
Macquarie Park NSW 2113
AUSTRALIA



